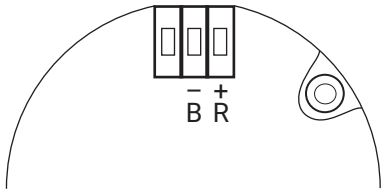
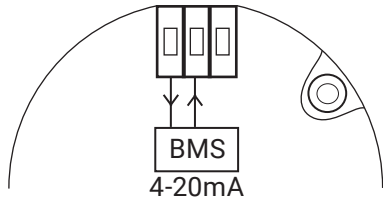
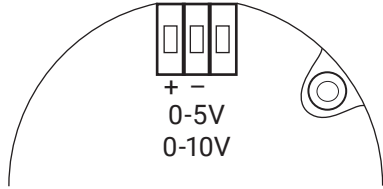


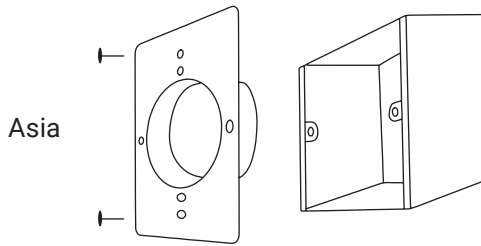
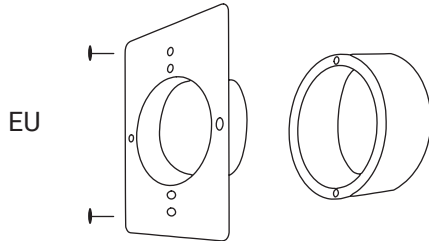
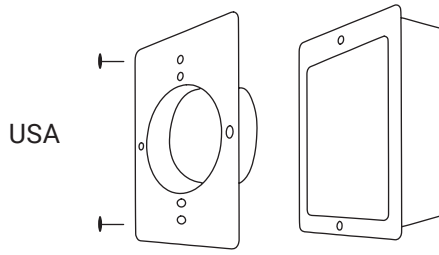
### 1 Connect AC or DC Power



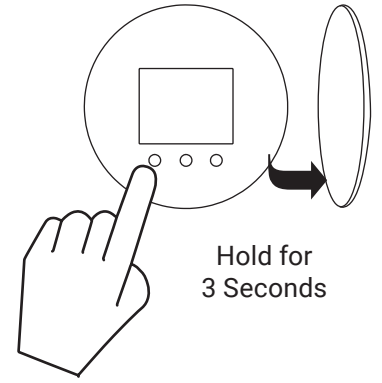
### 2 Connect Analog Output (If Needed)



### 3 Connect Tubing & Mount Unit



### 4 Configure



### Owner's Manual

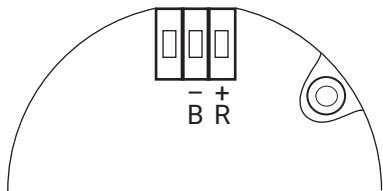


[www.setra.com/setra-lite](http://www.setra.com/setra-lite)  
800.257.3872

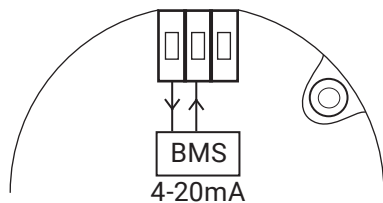
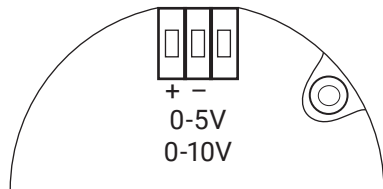
setralite™

SS-Lite-Quickstart Rev. B 09/2024

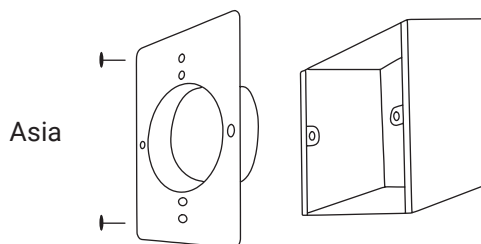
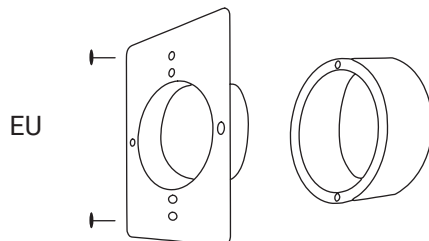
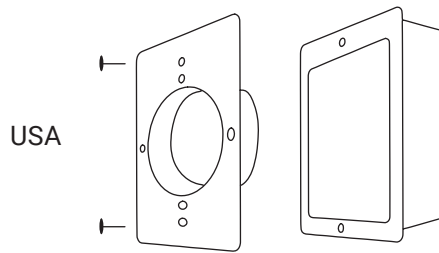
### 1 Connect AC or DC Power



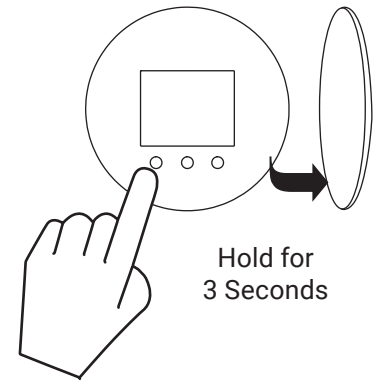
### 2 Connect Analog Output (If Needed)



### 3 Connect Tubing & Mount Unit



### 4 Configure



### Owner's Manual



[www.setra.com/setra-lite](http://www.setra.com/setra-lite)  
800.257.3872

setralite™

SS-Lite-Quickstart Rev. B 09/2024